

RG-ES0/ES100 Series Unmanaged Switch Family

DATASHEET

[Explore More](#)




Highlights

- Visible on Ruijie Cloud Even Unmanaged
- Intelligent and Secure CCTV Network
- Intelligent PoE Management
- High-Quality Design

Highlight Features

New RG-ES0 RG-ES100 Series Unmanaged switch



Plug & play



Max. 30W on Each Port



3 Years Warranty




Energy Saving

Unmanaged Switch, Which Is Visible on Ruijie Cloud*

*If an unmanaged switch needs to be visualized on Ruijie Cloud, at least one managed switch needs to be deployed on the same network



Intelligent and Secure CCTV Network



Watchdog



Extend Mode



Port Isolation



PoE Auto Recovery



250 Meters Transmission



Flexible Extend mode



Higher security

Highlight Features

Intelligent PoE Management

Fit for various powered devices up to 30W

Wall AP
802.3af

IP Camera
802.3af


Ceiling AP
802.3at

IP PTZ Camera
802.3at



Better Quality Design

Strict standards in PCB design and component selection



Designed for Various Scenarios




Home Office



Cafe Shop



Retail



Outdoor Surveillance

Specifications

Specifications		RG-ES05F	RG-ES08F	RG-ES05G-L	RG-ES08G-L	
Hardware Specifications						
Port	Number of 100M Ethernet RJ45 ports	5	8	N/A	N/A	
	Number of 1GE RJ45 ports	N/A	N/A	5	8	
System Specifications	Forwarding rate	0.744Mpps	1.19Mpps	7.44Mpps	11.9Mpps	
	Switching capacity	1Gbps	1.6Gbps	10Gbps	16Gbps	
Power	Power input	AC input Rated voltage range: 100V to 240V Maximum voltage range: 90V to 264V Frequency: 50/60 Hz Rated current: 0.3A	AC input Rated voltage range: 100V to 240V Maximum voltage range: 90V to 264V Frequency: 50/60 Hz Rated current: 0.3A	AC input Rated voltage range: 100V to 240V Maximum voltage range: 90V to 264V Frequency: 50/60 Hz Rated current: 0.3A	AC input Rated voltage range: 100V to 240V Maximum voltage range: 90V to 264V Frequency: 50/60 Hz Rated current: 0.3A	
		Adapter output Rated voltage range: 5V DC Rated current range: 1A	Adapter output Rated voltage range: 5V DC Rated current range: 1A	Adapter output Rated voltage range: 5V DC Rated current range: 1A	Adapter output Rated voltage range: 5V DC Rated current range: 1A	
		Maximum power consumption	≤1.4W	≤2.3W	≤2.1W	≤3.47W
		Input power supply	Power adapter	Power adapter	Power adapter	Power adapter
	FAN	Fan	Fanless	Fanless	Fanless	Fanless
		Fan speed adjustment	Fanless	Fanless	Fanless	Fanless
Heat dissipation		4.788 BTU/hr(220V/50Hz)	7.866 BTU/hr(220V/50Hz)	7.182 BTU/hr(220V/50Hz)	11.8674BTU/hr(220 V/50Hz)	
Acoustic noise		Noiseless	Noiseless	Noiseless	Noiseless	
EMC	EMC	EN 55032:2015+AC:201 6	EN 55032:2015+AC:201 6	EN 55032:2015+AC:201 6	EN 55032:2015+AC:201 6	
		EN 61000-3-2:2014	EN 61000-3-2:2014	EN 61000-3-2:2014	EN 61000-3-2:2014	
		EN 61000-3-3:2013	EN 61000-3-3:2013	EN 61000-3-3:2013	EN 61000-3-3:2013	
		EN 55035:2017	EN 55035:2017	EN 55035:2017	EN 55035:2017	
		ETSI EN 300 386 V2.1.1 (2016-07)	ETSI EN 300 386 V2.1.1 (2016-07)	ETSI EN 300 386 V2.1.1 (2016-07)	ETSI EN 300 386 V2.1.1 (2016-07)	
		Safety compliance	EN 62638-1	EN 62638-1	EN 62638-1	EN 62638-1

Specifications		RG-ES05F	RG-ES08F	RG-ES05G-L	RG-ES08G-L
Certification	CE, FCC	CE	CE	CE、FCC	CE、FCC
Mounting	Mounting	Wall-mount and Desk-type	Wall-mount and Desk-type	Wall-mount and Desk-type	Wall-mount and Desk-type
Casing	Casing	Plastic	Plastic	Plastic	Plastic
Cable Hot-Swappable	Hot swapping of cables	Supported by all ports	Supported by all ports	Supported by all ports	Supported by all ports
Mean Time Between Failure (MTBF)	MTBF	>200K	>200K	>200K	>200K
Warranty	Warranty Card	3	3	3	3
Environment and Reliability	Operating temperature	0 to 45°C	0 to 45°C	0 to 45°C	0 to 45°C
	Storage temperature	-40°C~75°C	-40°C~75°C	-40°C~75°C	-40°C~75°C
	Operating humidity	10% to 90% RH(non-condensing)	10% to 90% RH(non-condensing)	10% to 90% RH(non-condensing)	10% to 90% RH(non-condensing)
	Storage humidity	5% to 95% RH(non-condensing)	5% to 95% RH(non-condensing)	5% to 95% RH(non-condensing)	5% to 95% RH(non-condensing)
	Operating altitude	-500~5000M	-500~5000M	-500~5000M	-500~5000M
	ESD protection	Air Discharge: 8KV Contact Discharge: 6KV	Air Discharge: 8KV Contact Discharge: 6KV	Air Discharge: 8KV Contact Discharge: 6KV	Air Discharge: 8KV Contact Discharge: 6KV
	Surge protection	Common Mode 4KV	Common Mode 4KV	Common Mode 4KV	Common Mode 4KV
	Surge protection	Common Mode: 2KV Differential mode 1KV	Common Mode: 2KV Differential mode 1KV	Common Mode: 2KV Differential mode 1KV	Common Mode: 2KV Differential mode 1KV
Package Contents	Dimensions (W x D x H)	85*52*23.5mm	124*60*24mm	85*52*23.5mm	124*60*24mm
	Shipping weight	0.21KG(packages included)	0.25KG(packages included)	0.22KG(packages included)	0.27KG(packages included)
	User Manual	1	1	1	1
	Input power supply	Power adapter	Power adapter	Power adapter	Power adapter
	Warranty Card	1	1	1	1

Specifications

Specifications		RG-ES105GD	RG-ES108GD	RG-ES116G-L	RG-ES124G-L	RG-ES106F-P	RG-ES110F-P
Hardware Specifications							
Port	Total Number of RJ45 Ports	N/A	N/A	16	24	6	10
	Number of 100M Ethernet RJ45 ports	N/A	N/A	N/A	N/A	6	10
	Number of 1GE RJ45 ports	5	8	16	24	N/A	N/A
POE	Number of PoE in ports	N/A	N/A	N/A	N/A	4	8
	Number of PoE/PoE+ out ports	N/A	N/A	N/A	N/A	4	8
	PoE budget	N/A	N/A	N/A	N/A	54W	110W
	PoE power pins	N/A	N/A	N/A	N/A	1 2+, 3 6-	1 2+, 3 6-
System Specifications	Forwarding rate	7.44Mpps	11.9Mpps	23.8Mpps	35.7Mpps	0.89Mpps	1.48Mpps
	Switching capacity	10Gbps	16Gbps	32Gbps	48Gbps	1.2Gbps	2.0Gbps
Power	Power input	AC input Rated voltage range: 100V to 240V Maximum voltage range: 90V to 264V Frequency: 50/60 Hz Rated current: 0.3A Adapter output Rated voltage range: 5V DC Rated current range: 1A	AC input Rated voltage range: 100V to 240V Maximum voltage range: 90V to 264V Frequency: 50/60 Hz Rated current: 0.3A Adapter output Rated voltage range: 5V DC Rated current range: 1A	Rated voltage range: 100-240V~ Maximum voltage range: 90-264V~ Frequency: 50/60Hz Rated current: 0.6A	Rated voltage range: 100-240V~ Maximum voltage range: 90-264V~ Frequency: 50/60Hz Rated current: 0.6A	Rated voltage range: 100-240V~ Maximum voltage range: 90-264V~ Frequency: 50/60Hz Rated current: 2.0A	Rated voltage range: 100-240V~ Maximum voltage range: 90-264V~ Frequency: 50/60Hz Rated current: 3.0A

Specifications		RG-ES105GD	RG-ES108GD	RG-ES116G-L	RG-ES124G-L	RG-ES106F-P	RG-ES110F-P
	Maximum power consumption	≤3.6W	≤4.6W	≤11W	≤6W	Less than 6W with no PoE load Less than 60W with PoE full load	Less than 10W with no PoE load Less than 120W with PoE full load
	Input power supply	Power adapter	Power adapter	Single fixed power supply	Single fixed power supply	Single fixed power supply	Single fixed power supply
FAN	Fan	Fanless	Fanless	Fanless	Fanless	Fanless	Fanless
	Fan speed adjustment	Fanless	Fanless	N/A	N/A	N/A	N/A
	Heat dissipation	12.312 BTU/hr(220V/50Hz)	15.732BTU/hr(220V/50 Hz)	37.62 BTU/hr(220V/50Hz)	20.52 BTU/hr(220V/50Hz)	Less than 20.52 BTU/hr(220V/50Hz) with no PoE load Less than 205.2 BTU/hr(220V/50Hz) with PoE full load	Less than 34.2 BTU/hr(220V/50Hz) with no PoE load Less than 410.4 BTU/hr(220V/50Hz) with PoE full load
	Acoustic noise	Noiseless	Noiseless	Fanless	Fanless	Fanless	Fanless
Button	DIP switch	N/A	N/A	Default mode: All ports can communicate with each other, and Flow Control On Flow Control Off Isolation mode: When port isolation is eN/Abled, ports 1-14 are isolated from each other, but can communicate with ports 15	Default mode: All ports can communicate with each other, and Flow Control On Flow Control Off Isolation mode: When port isolation is eN/Abled, ports 1-22 are isolated from each other, but can communicate with ports 23	Extend mode: The rate of Ports 1 to 4 is reduced to 10 Mbps, but the maximum transmission distance can be up to 200 meters (Cate5e cables required),. Flow Control On Default mode: All ports can communicate with each other.Flow Control On	Extend mode: The rate of Ports 1 to 8 is reduced to 10 Mbps, but the maximum transmission distance can be up to 200 meters (Cate5e cables required).Flow Control On Default mode: All ports can communicate with each other.Flow Control On

Specifications		RG-ES105GD	RG-ES108GD	RG-ES116G-L	RG-ES124G-L	RG-ES106F-P	RG-ES110F-P
				and 16.Flow Control On	te with ports 23 and 24.Flow Control On	Control On. Isolation mode: Ports 1 to 4 cannot communicate with each other, but they can communicate with ports 5 and 6.Flow Control On	Isolation mode: Ports 1 to 8 cannot communicate with each other, but they can communicate with ports 9 and 10.Flow Control On
EMC	EMC	EN 55032:2015+A C:2016 EN 61000-3-2:2014 EN 61000-3-3:2013 EN 55035:2017 ETSI EN 300 386 V2.1.1 (2016-07)	EN 55032:2015 +AC:2016 EN 61000-3-2:2014 EN 61000-3-3:2013 EN 55035:2017 ETSI EN 300 386 V2.1.1 (2016-07)	EN 55032:2015+A C:2016 EN 61000-3-2:2014 EN 61000-3-3:2013 EN 55035:2017 ETSI EN 300 386 V2.1.1 (2016-07)	EN 55032:2015 +AC:2016 EN 61000-3-2:2014 EN 61000-3-3:2013 EN 55035:2017 ETSI EN 300 386 V2.1.1 (2016-07)	EN 55032:2015+ AC:2016 EN 61000-3-2:2014 EN 61000-3-3:2013 EN 55035:2017 ETSI EN 300 386 V2.1.1 (2016-07)	EN 55032:2015+A C:2016 EN 61000-3-2:2014 EN 61000-3-3:2013 EN 55035:2017 ETSI EN 300 386 V2.1.1 (2016-07)
Safety Compliance	Safety compliance	EN 62638-1	EN 62638-1	EN 62638-1	EN 62638-1	EN 62638-1	EN 62638-1
Certification	CE, FCC	CE	CE	CE	CE	CE	CE
Mounting	Mounting	Desk-type	Desk-type	Rack installation	Rack installation	Wall-mount and Desk-type	Wall-mount and Desk-type
Casing	Casing	Metal	Metal	Metal	Metal	Metal	Metal
Cable Hot-Swappable	Hot swapping of cables	Supported by all ports	Supported by all ports	Supported by all ports	Supported by all ports	Supported by all ports	Supported by all ports
Mean Time Between Failure (MTBF)	MTBF	>200K	>200K	>200K	>200K	>200K	>200K
Warranty	Warranty Card	3	3	3	3	3	3
Environment and Reliability	Operating temperature	0 to 40°C	0 to 40°C	0 to 45°C	0 to 45°C	0 to 45°C	0 to 45°C
	Storage temperature	-40°C~75°C	-40°C~75°C	-40~70°C	-40~70°C	-40~70°C	-40~70°C

Specifications		RG-ES105GD	RG-ES108GD	RG-ES116G-L	RG-ES124G-L	RG-ES106F-P	RG-ES110F-P
	Operating humidity	10% to 90% RH(non-condensing)	10% to 90% RH(non-condensing)	10% to 90% RH(non-condensing)	10% to 90% RH(non-condensing)	10% to 90% RH(non-condensing)	10% to 90% RH(non-condensing)
	Storage humidity	5% to 95% RH(non-condensing)	5% to 95% RH(non-condensing)	5% to 95% RH(non-condensing)	5% to 95% RH(non-condensing)	5% to 95% RH(non-condensing)	5% to 95% RH(non-condensing)
	Operating altitude	-500~5000M	-500~5000M	-500~5000M	-500~5000M	-500~5000M	-500~5000M
	ESD protection	Air Discharge: 8KV Contact Discharge: 6KV	Air Discharge: 8KV Contact Discharge: 6KV	Air Discharge: 8kV Contact Discharge: 6kV	Air Discharge: 8kV Contact Discharge: 6kV	Air Discharge: 8kV Contact Discharge: 6kV	Air Discharge: 8kV Contact Discharge: 6kV
	Surge protection	Common Mode 4KV	Common Mode 4KV	Common Mode 4kV	Common Mode 4kV	Common Mode 4kV	Common Mode 4kV
	Surge protection	Common Mode: 2KV Differential mode 1KV	Common Mode: 2KV Differential mode 1KV	Common Mode: 6kV Differential mode 6kV	Common Mode: 6kV Differential mode 6kV	Common Mode: 6kV Differential mode 6kV	Common Mode: 6kV Differential mode 4kV
Package Contents	Dimensions (W x D x H)	119x75*24mm	160*75*24mm	280*125*43.6mm	280*125*43.6mm	166*132.6*43mm	166*132.6*43mm
	Weight	N/A	N/A	1.049kg	1.120kg	0.65kg	0.97kg
	Shipping weight	0.47KG(packages included)	0.60KG(packages included)	1.78KG(packages included)	1.86KG(packages included)	0.96KG(packages included)	1.22KG(packages included)
	Rack-mount bracket	N/A	N/A	2	2	N/A	N/A
	Screw	N/A	N/A	M4 Screw*6	M4 Screw*6	N/A	N/A
	User Manual	1	1	1	1	1	1
	Rubber pad	N/A	N/A	4	4	N/A	N/A
	Input power supply	Power adapter	Power adapter	Single fixed power supply	Single fixed power supply	Single fixed power supply	Single fixed power supply
	Warranty Card	1	1	1	1	1	1
L2							
port	Port flow control	N/A	Yes	Yes	Yes	Yes	Yes

Specifications		RG-ES105GD	RG-ES108GD	RG-ES116G-L	RG-ES124G-L	RG-ES106F-P	RG-ES110F-P
	PoE watchdog	N/A	Yes	Yes	Yes	Yes	Yes
	Port isolation	N/A	Yes	Yes	Yes	Yes	Yes
	Ultra-long-haul transmission	N/A	N/A	N/A	Yes	Yes	Yes

Specifications

Specifications		RG-ES110FG-P	RG-ES110GS-P-L	RG-ES118FGS-LP	RG-ES118GS-P-L	RG-ES126FGS-LP	RG-ES126FGS-P
Hardware Specifications							
Port	Total Number of RJ45 Ports	10	9	18	16	26	26
	Total Number of Optical Ports	N/A	1	2	2	1	1
	Number of Combo Ports	N/A	N/A	2	N/A	1	1
	Number of 1GE SFP ports	N/A	1	2	2	1	1
	Number of 100M Ethernet RJ45 ports	8	N/A	16	N/A	24	24
	Number of 1GE RJ45 ports	2	9	2	18	2	2
POE	Number of PoE in ports	8	8	16	16	24	24
	Number of PoE/PoE+ out ports	8	8	16	16	24	24
	PoE budget	110W	120W	120W	247W	180W	370W
	PoE power pins	1 2+, 3 6-	1 2+, 3 6-	1 2+, 3 6-	1 2+, 3 6-	1 2+, 3 6-	1 2+, 3 6-
System Specifications	Forwarding rate	4.17Mpps	14.8Mpps	5.35Mpps	26.8Mpps	6.55Mpps	6.55Mpps
	Switching capacity	5.6Gbps	20Gbps	7.2Gbps	36Gbps	8.8Gbps	8.8Gbps
Power	Power input	Rated voltage range: 100-240V~ Maximum voltage range: 90-	Rated voltage range: 100-240V~ Maximum voltage	Rated voltage range: 100-240V~ Maximum voltage range: 90-	Rated voltage range: 100-240V~ Maximum voltage	Rated voltage range: 100-240V~ Maximum voltage range: 90-	Rated voltage range: 100-240V~ Maximum voltage range: 90-

Specifications		RG-ES110FG-P	RG-ES110GS-P-L	RG-ES118FGS-LP	RG-ES118GS-P-L	RG-ES126FGS-LP	RG-ES126FGS-P
		264V~ Frequency: 50/60Hz Rated current: 3.0A	range: 90- 264V~ Frequency: 50/60Hz Rated current: 3.0A	264V~ Frequency: 50/60Hz Rated current: 3.0A	range: 90- 264V~ Frequency: 50/60Hz Rated current: 4.5A	264V~ Frequency: 50/60Hz Rated current: 3.5A	264V~ Frequency: 50/60Hz Rated current: 6.0A
	Maximum power consumption	Less than 10W with no PoE load Less than 120W with PoE full load	Less than 10W with no PoE load Less than 130W with PoE full load	Less than 10W with no PoE load Less than 130W with PoE full load	Less than 20W with no PoE load Less than 267W with PoE full load	Less than 20W with no PoE load Less than 200W with PoE full load	Less than 20W with no PoE load Less than 390W with PoE full load
	Input power supply	Single fixed power supply	Single fixed power supply	Single fixed power supply	Single fixed power supply	Single fixed power supply	Single fixed power supply
FAN	Fan	Fanless	Fanless	Fanless	2	1	2
	Heat dissipation	N/A	N/A	Left to right	Left to right	Left to right	Left to right
	Fan speed adjustment	N/A	N/A	N/A	Fan Speed Auto- Adjustment	N/A	N/A
	Heat dissipation	Less than 34.2 BTU/hr(220V/ 50Hz) with no PoE load Less than 410.4 BTU/hr(220V/ 50Hz) with PoE full load	Less than 34.2 BTU/hr(220 V/50Hz) with no PoE load Less than 444.6 BTU/hr(220 V/50Hz) with PoE full load	Less than 34.2 BTU/hr(220V/ 50Hz) with no PoE load Less than 444.6 BTU/hr(220V/ 50Hz) with PoE full load	Less than 68.4 BTU/hr(220 V/50Hz) with no PoE load Less than 913.14 BTU/hr(220 V/50Hz) with PoE full load	Less than 68.4 BTU/hr(220V/ 50Hz) with no PoE load Less than 13338 BTU/hr(220V/ 50Hz) with PoE full load	Less than 68.4 BTU/hr(220V/ 50Hz) with no PoE load Less than 1333.8 BTU/hr(220V/ 50Hz) with PoE full load
	Acoustic noise	Fanless	Fanless	<40dB (when the device works normally)	<45dB (when the device works normally)	<40dB (when the device works normally)	<40dB (when the device works normally)
Button	DIP switch	Extend mode: The rate of Ports 1 to 8 is	Extend mode: The rate of	Extend mode: The rate of Ports 1 to 8 is	Extend mode: The rate of	Extend mode: The rate of Ports 1 to 8 is	Extend mode: The rate of Ports 1 to 8 is

Specifications		RG-ES110FG-P	RG-ES110GS-P-L	RG-ES118FGS-LP	RG-ES118GS-P-L	RG-ES126FGS-LP	RG-ES126FGS-P
		Differential mode 4kV	Differential mode 4kV	Differential mode 6kV	Differential mode 6kV	Differential mode 6kV	Differential mode 6kV
Package Contents	Dimensions (W x D x H)	166*132.6*43 mm	190*150*43 mm	440mm*214.9mm*44mm	440mm*214.9mm*44mm	440mm*214.9mm*44mm	440mm*214.9mm*44mm
	Weight	0.97kg	0.97kg	2.46kg	2.57kg	2.64kg	2.62kg
	Shipping weight	1.22KG(packages included)	1.44KG(packages included)	3.0KG(packages included)	3.78KG(packages included)	3.2KG(packages included)	3.78KG(packages included)
	Rack-mount bracket	N/A	N/A	2	2	2	2
	Screw	N/A	N/A	M4 Screw*6	M4 Screw*6	M4 Screw*6	M4 Screw*6
	User Manual	1	1	1	1	1	1
	Rubber pad	N/A	N/A	N/A	4	N/A	N/A
	Input power supply	Single fixed power supply	Single fixed power supply	Single fixed power supply	Single fixed power supply	Single fixed power supply	Single fixed power supply
	Warranty Card	1	1	1	1	1	1
L2							
port	Port flow control	Yes	Yes	Yes	Yes	Yes	Yes
	PoE watchdog	Yes	Yes	Yes	Yes	Yes	Yes
	Port isolation	Yes	Yes	Yes	Yes	Yes	Yes
	Ultra-long-haul transmission	Yes	Yes	Yes	Yes	Yes	Yes

Ruijie | RYCE

 **Redefine your easy network**

Copyright ©2000-2024 Ruijie Networks Co., Ltd. All rights reserved.

No part of this document may be reproduced or transmitted in any form or any means without prior written consent of Ruijie Networks Co., Ltd.

Notice

This content is applicable only to regions outside the China mainland. Ruijie Networks Co., Ltd. reserves the right to interpret this content.

The information contained herein is subject to change without notice. Nothing herein should be construed as constituting an additional warranty. Ruijie Networks Co., Ltd. shall not be liable for technical or editorial errors or omissions contained herein.



Ruijie Networks Co., Ltd.

Official Website: <https://www.ruijie.com>